




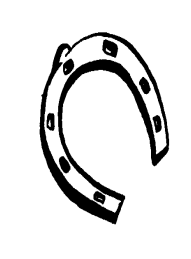









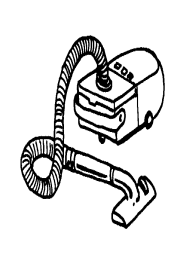

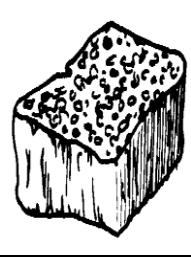











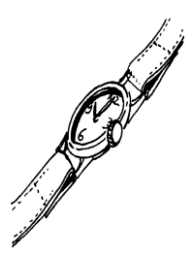




# Le son [f]

(f - ph)

Colorie le chemin depuis la case **Départ** jusqu'à la case **Arrivée**. Tu dois passer par les cases dans lesquelles tu entends  le son [f] comme dans l'exemple :




**D** →


|   |   |   |   |   |   |
|---|---|---|---|---|---|
|   |   |   |   |   |   |
|  |  |  |  |  |  |
|  |  |  |  |  |  |
|  |  |  |  |  |  |
|  |  |  |  |  |  |

→ **A**







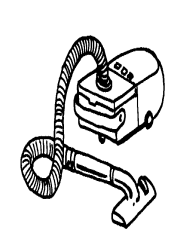

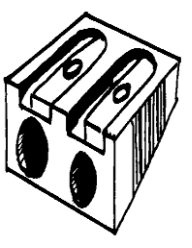








# Le son [f]

(f - ph)

Colorie le chemin depuis la case **Départ** jusqu'à la case **Arrivée**. Tu dois passer par les cases dans lesquelles tu entends  le son [f] comme dans l'exemple :



**D**

|   |   |   |   |   |   |
|---|---|---|---|---|---|
|    |    |    |    |    |    |
|  |  |  |  |  |  |
|  |  |  |  |  |  |
|  |  |  |  |  |  |
|  |  |  |  |  |  |

**A**